











Icon Reference Sheet

Icon	Description
	Indicates abnormal results have been reported for this patient
	Indicates that other addresses exist for this patient
	Indicates that there are ongoing alerts for this patient, e.g. information on advance directives and primary emergency contact.
	Indicates Patient Demographics. This data comes from CurrentCare and are updated only if a DSP updates the information. Your administrative staff does not have access to this data. <i>NOTE: the demographics screen available to your administrative staff contains only data corresponding to how the patient filled out his/her original CurrentCare enrollment form.</i>
	Indicates allergies and adverse reactions
	Indicates "alias names exist," when available
	Indicates that the patient is deceased
	Cumulative View – for a historical record (if available) across multiple iterations of that particular test item.
	Indicates a corrected result, i.e., a lab test was re-run or re-reported by the laboratory.
	Indicates results status is preliminary.